

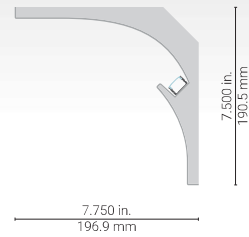
APSYS

8122 (LM29581-22)



Gypsum Series

Linear weight: 0.696 lbs/ft, 1.036 kg/m
Cross-section dimensions:



Smooth out those corners with a **rounded light extravaganza!** The APSIS will go into any corner, whether wall or ceiling, and level out flush with the 1/2in. gypsum panels. Prime and paint, fit in the aluminum LED profile with your choice of lens, and breathe a brand new life into your interior. As easy as it gets!

Features

- Form made of architectural-grade extruded polystyrene foam for stiffness and a high R-factor, exterior surface reinforced with fiberglass for rigidity, finished in white plaster that is primable and paintable like a regular gypsum panel
- Flush installation with standard 1/2in. gypsum panels, or level with drywall mud to match seamlessly with 5/8in. panels
- Direct fit for the 1200 profile in ALCOA 6063-T5 aluminum alloy for superior heat dissipation, allowing the use of the full range of 1000 Series lenses, for full control of the lighting effect
- Designed to give a uniform light without hot spots with an optiflex lens and a strip or PCB of 120 LEDs per meter or more
- Application guide for 10mm (3/8-inch) LED strip or less
- Available in sections of 8 feet (2.4m)



Options



LED strip compatibility

Compatible with LED strips up to **14mm** wide.












B3528-xxV-60-8mm-4.8W	1.5W-95 lm/ft, 4.8W-312 lm/m
B3528-xxV-120-8mm-9.6W	2.9W-220 lm/ft, 9.6W-722 lm/m
B3528-xxV-120H-5mm-9.6W	2.9W-220 lm/ft, 9.6W-722 lm/m
B3528-24V-180H-5mm-14.4W	4.4W-288 lm/ft, 14.4W-945 lm/m
B5050-xxV-60-10mm-17.8W	4.4W-407 lm/ft, 14.4W-1335 lm/m
B5050-xxV-72-10mm-17.8W	5.4W-488 lm/ft, 17.8W-1601 lm/m
B3528-xxV-240-14mm-19.5W	5.9W-410 lm/ft, 19.5W-1345 lm/m



APSYS

Components and accessories

Gypsum Series

GYPSUM PROFILE	ALU PROFILE	LENSES	ENDCAPS	BRACKETS	LENGTH
 <p>APSYS gypsum profile 8122 (LM29581-22)</p>	 <p>1100 Profile 1200 (LM22190)</p>  <p>1200 Alu Profile 1210 (LM22200)</p>	 <p>Standard, Clear 1269 (LM22298)</p>  <p>Standard, Spread 1265 (LM22294)</p>  <p>Standard, Optiflex 1261 (LM22290)</p>  <p>Standard, Opal 1263 (LM22292)</p>	 <p>Standard 1100 1294 (LM22299-11) WITHOUT HOLE 1295 (LM22299-15) HOLE</p>  <p>Standard 1200 1270 (LM22300-05) WITHOUT HOLE 1273 (LM22300-01) HOLE</p>	 <p>Flat bracket 1280 (LM22306)</p>  <p>3M mounting tape, 8mm, 33m roll 1033 (LM21027-22)</p>	<p>Available in sections of 8 feet (96inches/2.4m).</p>
<div style="border: 1px solid black; padding: 5px; text-align: center;">8122</div> <p>PROFILE</p>	<div style="border: 1px solid black; width: 100%; height: 15px;"></div> <p>ALU PROFILE</p>	<div style="border: 1px solid black; width: 100%; height: 15px;"></div> <p>LENSES</p>	<div style="border: 1px solid black; width: 100%; height: 15px;"></div> <p>ENDCAPS</p>	<div style="border: 1px solid black; width: 100%; height: 15px;"></div> <p>BRACKETS</p>	<div style="border: 1px solid black; width: 100%; height: 15px;"></div> <p>LENGTH</p>